
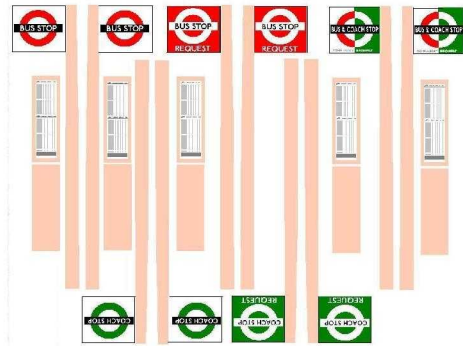


shelter 'L'  
members

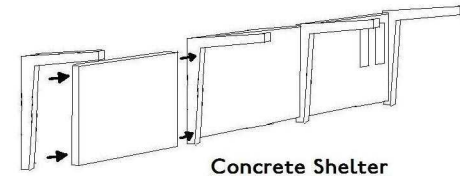


shelter wall panels




Glue bus stop posts and flags back to back. Glue timetable panels back to back and affix to post.

# Merry Christmas from Kingsway




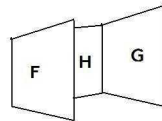
Concrete Shelter

Glue the wall panels and L members back to back.  
Assemble as shown above.  
Glue the roof in place.



## Wooden shelter

Cut out the parts and glue equivalent ones back to back - F to FI - G to GI - H to HI.  
Assemble as shown in diagram. Cut out roof and glue to thicker card - glue in place.  
Cut out seat and fold lengthwise - glue inside



shelter seat  
fold lengthwise

PRINT THIS ONTO THIN  
CARD 180g/m<sup>2</sup>

